



Colegio Isabel Riquelme
UTP

GUÍA DIGITAL N° 17

ASIGNATURA: INGLÉS

CURSO: 8° AÑO

DOCENTE: María Karime Chieto Aguilar

SEMANA: 28 de Septiembre al 02 de Octubre.

CORREO DE CONTACTO: karime.chieto@colegio-isabelriquelme.cl

DIAS DE ATENCION CONSULTAS: lunes, miércoles, viernes de 10:00 a 11:00 horas

ACTIVIDAD: Extraer información específica sobre la vida y logros de una joven chilena diplomada en ciencias de la salud..

1. OBJETIVOS

<u>OBJETIVO DE APRENDIZAJE</u>	<u>CONTENIDO</u>
OA :9 Desarrollar habilidades de escritura y lectura	Biografía de una profesional Chilena.
<u>OBJETIVO DE LA CLASE:</u> Extraer información específica de una biografía de una joven profesional Chilena.	<u>HABILIDADES</u> Leer Comprender..

INDICADOR: Identifican información específica en textos impresos o digitales relacionada con la entretención y los medios al desarrollar tareas como responder a preguntas, completar información en esquemas, etc.
Reconocen frecuencia de acciones y eventos en la información leída.

Good morning dear student! I wish you are very well today!
Buenos días estimado estudiante! Deseo que te encuentres muy bien!
y que sigas cuidándote en casa, ¡los extraño más que la semana pasada!
Now let's to work with a biography about Carol Hullin . Ahora
vamos a trabajar con una biografía acerca de la vida de Carol
Hullin.

Lee con atención las explicaciones para que después tú puedas hacer las actividades de esta Guía. ¡Tú puedes!, solo debes intentarlo!
Revisaremos esta guía cuando pase esta situación restringida.
Espero sea pronto!

Take care of yourself!



2. GUIA



- Read the biography. Lee la biografía.

- Carol Hullin was born on February 3rd, 1970 and grew up in a shantytown in La Legua, one of Santiago's most questioned and complicated areas. Her story was always a struggle; fighting hunger, against the cold weather and crime. Her parents were two teenagers and Carol had to manage on her own, selling candies on the public buses (Micros).

First, they lived in La Legua, one of the most complicated areas of Santiago. Then, her family moved to a shantytown in Florida and finally they settled in San Bernardo. There she became close to the Church for the first time in her life, when she was 14, she read The Bible.

She went to study at Caritas Chile, where she worked as a paramedic assistant. When she was 21 years old, an uncle living in Australia sent her a ticket and financial support. Carol set off to try her luck on the other side of the world.

There she went to study nursing at RMIT University, she did her clinical practice at an Australian hospital. While working there, she had to take care of Andrew, a young patient who was waiting for a kidney transplant; he later on became her husband and the father of her daughter Alayne (Elena, in honor of his mother).

Hullin won a national scholarship to pursue a PhD in Health Informatics and then completed a post-doctorate in Artificial Intelligence. Her resumé and work led her



Colegio Isabel Riquelme
UTP

to be hired by the Australian Government to develop the country's first clinical computing center. Later, she moved to the World Bank to work in the improvement of access to health of the world's poorest population from the Computer Science area.

Carol returned to Chile and worked as an advisor for the Ministry of Education and completed a Master's degree in Law in Chile, which had as a purpose “to achieve decent treatment for people using telehealth and mobile technologies for their care”. In March of 2018, Carol Hullin became the first dean of the newly created Faculty of Health Sciences at the Catholic University of Temuco.

For a long time, Carol felt ashamed of telling her life story, but she now understands that her path of overcoming many difficulties is an inspiring example to others.

- (Taken from <https://mujeresbacanas.com/carol-hullin-1970/>)

- **Vocabulary:**

First: Primero

Then: Luego

Finally: Finalmente

While: Mientras

Later: Más tarde

Now: Ahora

- **3: TAREA**





Don't forget to write in your notebook: the date, the objective, the activities and your grade.

(No olvides escribir en tu cuaderno: tu nombre, el curso, la fecha, el objetivo las actividades).

ACTIVITY 1

1. Complete the first 2 columns of the K W L chart.

- Completa los 2 primeros espacios del **K W L** cuadro.
- ¿Qué sabes? ¿Qué quieres saber? (¿Qué aprendiste? Se completa al final)

K W L Chart		
What I k now	What I w ant to know	What I l earned

ACTIVITY 2

Read the text quickly the biography.

Identify and underline the following key words/phrases in the text.

- (Lee rápidamente texto)
- (identifica y subraya las siguientes palabras/frases claves).

FIGHTING HUNGER	READ THE BIBLE	WORKED AS A PARAMEDIC ASSISTANT
SET OFF TO TRY HER LUCK	WON A NATIONAL SCHOLARSHIP	FELT ASHAMED



ACTIVITY 3

Read the Biography again. Match the key words/phrases with the corresponding emotion.

- Lee la biografía nuevamente.
- Relaciona las palabras/frases claves con la emoción correspondiente.
- Escribe el número correspondiente sobre la línea de cada emoji.

 N° _____	 N° _____
 N° _____	 N° _____
 N° _____	 N° _____

1. Read the bible
2. Worked as a paramedic assistant
3. Won a national scholarship
4. Felt ashamed
5. Fighting hunger
6. Set off to try LUCK

ACTIVITY 4

3. Read Carol Hullin's Biography carefully and fill in the timeline using the connectors, in chronological order with the most important events and write a title for her story.

- Lee la biografía de Carol Hullin cuidadosamente.



Colegio Isabel Riquelme
UTP

- Completa la línea de tiempo, usando los conectores, en orden cronológico con los eventos.

First...

Later...

Then...

While...



Finally...

Now...



ACTIVITY 5

1. Read the following quote and reflect about it, pay attention to your emotions.

- Lee la siguiente oración, reflexiona sobre esta y pon atención a tus emociones.

“Believe in yourself and all that you are. Know that there is something inside you that is greater than any obstacle”



Cree en ti mismo y en todo lo que eres. Sé que hay algo dentro de ti que es más grande que cualquier obstáculo”

Te dejo esta plantilla para que tú revises lo que escribiste, si cumpliste todos los pasos felicitaciones y si no lo puedes mejorar felicitaciones por tus deseos de aprender.



ACTIVITY 1

. Complete the first 2 columns of the K W L chart.

- Completa los 2 primeros espacios del **K W L** cuadro.
- ¿Qué sabes? ¿Qué quieres saber? (¿Qué aprendiste? Se completa al final)

K W L Chart		
What I k now	What I w ant to know	What I l earned
She is a woman She looks happy ...	About her life.	She is Carol Hullin. She lived in La Legua. She read the bible. She worked as a paramedic assistant. When Carol was 21 she moved to Australia and studied nursing at RMIT University. She won a national scholarship



Colegio Isabel Riquelme
UTP

		<p>to pursue a PhD in Health Informatics. She became the first dean of Faculty of Health Sciences at the Catholic University of Temuco.</p> <p>...</p>
--	--	------------------------------------------------------------------------------------------------------------------------------------------------------------

. Now you can read her biography and complete the last column of the chart.

- Lee la biografía.
- Completa la tercera parte del organizador acerca de lo que aprendiste.

- Carol Hullin was born on February 3rd, 1970 and grew up in a shantytown in La Legua, one of Santiago's most questioned and complicated areas. Her story was always a struggle; fighting hunger, against the cold weather and crime. Her parents were two teenagers and Carol had to manage on her own, selling candies on the public buses (Micros).

First, they lived in La Legua, one of the most complicated areas of Santiago. Then, her family moved to a shantytown in Florida and finally they settled in San Bernardo. There she became close to the Church for the first time in her life, when she was 14, she read The Bible.

She went to study at Caritas Chile, where she worked as a paramedic assistant. When she was 21 years old, an uncle living in Australia sent her a ticket and financial support. Carol set off to try her luck on the other side of the world.

There she went to study nursing at RMIT University, she did her clinical practice at an Australian hospital. While working there, she had to take care of Andrew, a young patient who was waiting for a kidney transplant; he later on became her husband and the father of her daughter Alayne (Elena, in honor of his mother).

Hullin won a national scholarship to pursue a PhD in Health Informatics and then completed a post-doctorate in Artificial Intelligence. Her resumé and work led her to be hired by the Australian Government to develop the country's first clinical computing center. Later, she moved to the World Bank to work in the improvement of access to health of the world's poorest population from the Computer Science area.

Carol returned to Chile and worked as an advisor for the Ministry of Education and completed a Master's degree in Law in Chile, which had as a purpose "to achieve decent treatment for people using telehealth and mobile technologies for their care". In March of 2018, Carol Hullin became the first dean of the newly created Faculty of Health Sciences at the Catholic University of Temuco.

For a long time, Carol felt ashamed of telling her life story, but she now understands that her path of overcoming many difficulties is an inspiring example to others.

- (Taken from <https://mujeresbacanas.com/carol-hullin-1970/>)



Colegio Isabel Riquelme
UTP

- **Vocabulary:**
First: Primero
Then: Luego
Finally: Finalmente
While: Mientras
Later: Más tarde
Now: Ahora

• **ACTIVITY 2**

Read the text quickly the biography.

Identify and underline the following key words/phrases in the text.

- (Lee rápidamente texto)
- (identifica y subraya las siguientes palabras/frases claves).

FIGHTING HUNGER	READ THE BIBLE	WORKED AS A PARAMEDIC ASSISTANT
SET OFF TO TRY HER LUCK	WON A NATIONAL SCHOLARSHIP	FELT ASHAMED

Carol Hullin was born on February 3rd, 1970 and grew up in a shantytown in La Legua, one of Santiago's most questioned and complicated areas. Her story was always a struggle; **fighting hunger**, against the cold weather and crime. Her parents were two teenagers and Carol had to manage on her own, selling candies on the public buses (Micros).

First, they lived in La Legua, one of the most complicated areas of Santiago. Then, her family moved to a shantytown in Florida and finally they settled in San Bernardo. There she became close to the Church for the first time in her life, when she was 14, she **read The Bible**.

She went to study at Caritas Chile, where she **worked as a paramedic assistant**. When she was 21 years old, an uncle living in Australia sent her a ticket and financial support. Carol **set off to try her luck** on the other side of the world.

There she went to study nursing at RMIT University, she did her clinical practice at an Australian hospital. While working there, she had to take care of Andrew, a young patient who was waiting for a kidney transplant; he later on became her husband and the father of her daughter Alayne (Elena, in honor of his mother).

Hullin **won a national scholarship** to pursue a PhD in Health Informatics and then completed a post-doctorate in Artificial Intelligence. Her resumé and work led her to be hired by the Australian Government to develop the country's first clinical computing center. Later, she moved to the World Bank to work in the



improvement of access to health of the world's poorest population from the Computer Science area.







Carol returned to Chile and worked as an advisor for the Ministry of Education and completed a Master's degree in Law in Chile, which had as a purpose "to achieve decent treatment for people using telehealth and mobile technologies for their care". In March of 2018, Carol Hullin became the first dean of the newly created Faculty of Health Sciences at the Catholic University of Temuco.

For a long time, Carol **felt ashamed** of telling her life story, but she now understands that her path of overcoming many difficulties is an inspiring example to others.

ACTIVITY 3

Read the Biography again. Match the key words/phrases with the corresponding emotion.

- Lee la biografía nuevamente.
- Relaciona las palabras/frases claves con la emoción correspondiente.

 N° 5	 N° 3
 N° 4	 N° 1
 N° 2	 N° 6

1. Read the bible
2. Worked as a paramedic assistant
3. Won a national scholarship
4. Felt ashamed
5. Fighting hunger
6. Set off to try LUCK

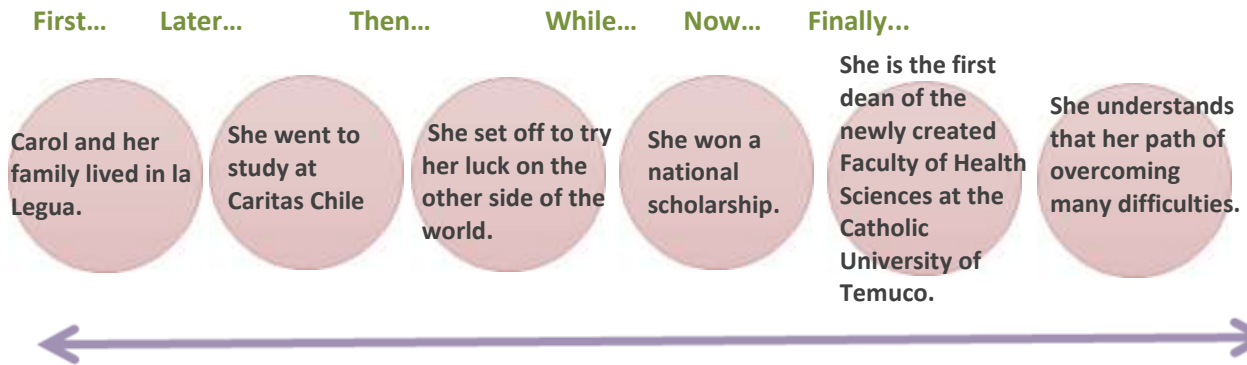


ACTIVITY 4

Read Carol Hullin's Biography carefully and fill in the timeline using the connectors, in chronological order with the most important events.

- Lee la biografía de Carol Hullin cuidadosamente.

Completa la línea de tiempo, usando los conectores, en orden cronológico con los eventos



ACTIVITY 5

Read the following quote and reflect about it, pay attention to your emotions.

- Lee la siguiente oración, reflexiona sobre ésta y pon atención a tus emociones.
- Tiempo estimado: 10 minutos.


“REFLEXION: RESPUESTAS ABIERTAS”

“Believe in yourself and all that you are. Know that there is something inside you that is greater than any obstacle”

Cree en ti mismo y en todo lo que eres. Conoce que hay algo dentro de ti que es más grande que cualquier obstáculo”



5. EXIT TICKET



NOTA: Al finalizar las actividades haremos un cierre en el que responderás una vez terminadas todas las actividades y leído los documentos que investigaste para la realización de tus tareas.

- Preguntas:

• 1.- comenta: ¿Qué fue lo más difícil realizado en esta actividad?, ¿Por qué?

• 2.- ¿Qué te pareció trabajar con esta biografía en inglés, y completar las actividades de esta Guía?

• 3.- ¿Qué fue lo más fácil que realizaste en esta Guía?

• 4.- Comenta brevemente que te pareció la Reflexión acerca del texto y como lo interpretas para tu vida?

6.- AUTOEVALUACION

Finalmente, te invito a revisar cómo fue tu desempeño en esta actividad, y reflexionar en torno a tu trabajo.

Indicadores	Siempre	Casi siempre	Algunas veces	Nunca
Anoto en mi cuaderno el objetivo, la fecha y el curso cuando realizo mi				



tarea.				
Dedico el tiempo estimado para realizar mis actividades				
Busco ayuda de dispositivos digitales para la realización de mis actividades				
Fui capaz de desarrollar toda la tarea sin ayuda				
Considero que las actividades propuestas son en beneficio a mi vida personal.				
Uso mis apuntes para completar mis tareas.				

DETALLE DE LA ACTIVIDAD

- BIENVENIDA
- 1.OBJETIVO DE APRENDIZAJE Y CONTENIDO MINIMO OBLIGATORIO
- 2. GUIA DE APRENDIZAJE: Lectura comprensiva: “a Biography” and connectors.
- 3. TAREA: Completion of ideas
- 4. SOLUCIONARIO
- 5. TICKET DE SALIDA (METACOGNICION).
- 6. AUTOEVALUACION DEL ALUMNO